



The Door to Quality.

3250 / 3240 / 3220

RIBBED STEEL DOORS

08 36 13/CHI
Buyline 3132

www.chiohd.com

C.H.I. OVERHEAD DOORS

THE DOOR TO QUALITY.



9' x 7' 3242 white with optional 24" x 6" windows.


HEAVY-DUTY. RUGGED.

SPECIFICATIONS, OPTIONAL FEATURES AND ACCESSORIES




STILES

Box type stiles include unique tabs to keep insulation retainer clips tight against the stiles.



SECTION JOINTS

Section joints on all C.H.I. commercial doors are tongue-and-groove for a tighter-weatherseal and structural rigidity.




HINGES

Larger doors come standard with double-end hinges and long-stem rollers for smooth operation and long life.

OPTIONAL WINDOW DESIGNS

24" SECTION HEIGHT



24" x 6"



24" x 12"



34" x 16" (Insulated doors ONLY)



FULL VIEW



The Door to Quality.



WHITE



BROWN



SANDSTONE



SILVER

Note: Refer to samples at your local C.H.I. distributor for exact color match.

COLOR SELECTIONS

MODEL 3250, Uninsulated / **3251**, Insulated Vinyl Back / **3252**, Insulated Steel Back

MODEL 3240, Uninsulated / **3241**, Insulated Vinyl Back / **3242**, Insulated Steel Back

MODEL 3220, Uninsulated / **3221**, Insulated Vinyl Back / **3222**, Insulated Steel Back

SECTIONS

Roll-formed steel sections are 2" thick, hot-dipped galvanized with a baked-on polyester finish

- Sections are available in:
 - 3250* (25-gauge) white
 - 3240 white, brown, silver, and sandstone
 - 3220 (20-gauge) white
- Stiles are box-shaped and galvanized
- Section joints are tongue-and-groove
- Bottom "U" type astragal is a standard feature
- Stiles are face-riveted vs. glued

TRACKS

- Tracks are 2" or 3", as specified
- Available in bracket mount, angle mount, clip angle mount, 12" radius, 15" radius, high lift, vertical lift, roof pitch, or dual track low headroom

HARDWARE

- Package includes 14-gauge or 11-gauge hinges as specified
- 2" or 3" long-stem or short-stem steel rollers with 10 ball bearings
- Heavy duty adjustable top roller brackets

SPRINGS

- Torsion springs are helically wound with stress relieved, oil-tempered wire
- Springs are individually calibrated for each door
- Counter-balance torsion shafts are galvanized for rust resistance
- High cycle spring options may be specified

INSULATION TYPE

- Polystyrene with high impact vinyl back cover
- Polystyrene with 27-gauge steel back cover
- Stiles include special clips to hold insulation retainer in position
- Insulated doors have R-value of 6.81**

C.H.I. OVERHEAD DOORS DISTRIBUTED BY:

C.H.I. Overhead Doors are manufactured in Arthur, Illinois, USA.

**3250/51/52 doors utilize steel that meets the nominal 24 ga. designation used by some door manufacturers*

***Calculated in accordance with ASHRAE standard formulas*



Each model utilizes either 25, 24 or 20-gauge exterior steel skins. Chosen for their weather resistant features, models 3251, 3241 and 3221 utilize a 1-3/8" thick polystyrene insulation with a vinyl back, while models 3252, 3242 and 3222 employ a 1-3/8" thick polystyrene insulation with a steel back.

3251, 3241, 3221...R value - 6.81**
3252, 3242, 3222...R value - 6.81**

FEATURES

C.H.I. OVERHEAD DOORS

1485 Sunrise Drive
Arthur, Illinois 61911
www.chiohd.com

Specifications are subject to change without notice.

FLIER NUMBER_M32504020-0208R2