



The Door to Quality.

# 2240-41 / 4240-41

## RAISED PANEL PAN DOOR

www.chiohd.com

C.H.I. OVERHEAD DOORS



9' x 7' 2240 white with optional four-piece sunburst window inserts

THE DOOR TO QUALITY

|                   |                                 |
|-------------------|---------------------------------|
| <b>MODEL 2240</b> | <b>Short Panel, Uninsulated</b> |
| <b>MODEL 2241</b> | <b>Short Panel, Insulated</b>   |
| <b>MODEL 4240</b> | <b>Long Panel, Uninsulated</b>  |
| <b>MODEL 4241</b> | <b>Long Panel, Insulated</b>    |

- Door sections are formed from heavy, 24-gauge galvanized draw quality steel
- Section joints are roll-formed into a tongue-and-groove design which produces a superior weather seal
- Bottom weather seal utilizes an aluminum retainer and extruded virgin vinyl
- Long-lasting rollers assure consistent, quiet and efficient operation
- Inside stiles are made of galvanized steel and stile holes are "dimpled" for increased holding power
- Extension or torsion springs are individually computer-calibrated to lift your door
- Extra-heavy paint system consists of .25 mil. primer with rust inhibitor and a .75 mil. coating of baked-on polyester paint in your choice of white, almond, sandstone, brown, or evergreen
- Hinges are stamped from galvanized steel in a "wide body" pattern for greater stability and longer life
- Optional latching lock system opens easily from inside or outside
- Models 2241/4241 include 1-3/8" polystyrene insulation with a vinyl back cover
- Models 2241/4241 R-value - 6.85\*

\*Calculated in accordance with ASHRAE standard formulas

For a traditional-looking, heavy-duty steel door, the 2240/41 and 4240/41 models are truly among the best around. Available in five designer colors, it is an attractive top-of-the-line door that will both compliment the looks of your home and provide dependable protection for many years. Designed to accompany a wide variety of home styles, this heavy-gauge model is fit for a long life.

BEAUTIFUL.  
DEPENDABLE.

FEATURES




























## WINDOW & GLASS OPTIONS

Add a touch of elegance to the outside of your home with the addition of decorative window & glass options from C.H.I. Our glass options are designed to enhance the natural beauty of your exterior while adding to the value of your home.



The Door to Quality.

|  |  |
|--|--|
| <p><b>Standard Window Design Trims</b><br/><b>SHORT PANEL</b></p>  <p>2-4 piece Sunburst</p>  <p>8 piece Sunburst</p>  <p>7 piece Sunburst</p>  <p>6 piece Sunburst</p>  <p>5 piece Sunburst</p>  <p>Cathedral</p>  <p>Sherwood</p>  <p>Stockton</p>  <p>Cascade</p>  <p>Mission</p> | <p><b>Standard Window Design Trims</b><br/><b>LONG PANEL</b></p>  <p>2-2 piece Sunburst</p>  <p>4 piece Sunburst</p>  <p>3 piece Sunburst</p>  <p>Sherwood</p>  <p>Mission</p>  <p>Mission</p>  <p>Mission</p>  <p>Mission</p> |
| <p><b>DESIGNER LITES**</b></p>  <p>V-Groove Sunburst</p>  <p>V-Groove Diamond</p>  <p>V-Groove Cathedral</p>  <p>Somerset Long</p>  <p>Somerset Short</p>  <p>Hawthorne Long</p>  <p>Hawthorne Short</p> <p><b>Note: All Designer Lites are either transparent or semi-transparent.<br/>Not pictured: Obscure</b></p>  |  |

\*\*For all available window options, please see our Glass Options Brochure, or visit your C.H.I. Distributor.

COLOR SELECTIONS



WHITE



ALMOND



SANDSTONE



BROWN



EVERGREEN

Note: Refer to samples at your local C.H.I. distributor for exact color match.

C.H.I. OVERHEAD DOORS DISTRIBUTED BY:

C.H.I. Overhead Doors are manufactured in Arthur, Illinois, USA.



### DOOR CONSTRUCTION

These models utilize 24-gauge exterior steel skin with 1-3/8" thick polystyrene foam insulation with a vinyl back cover.

Models 2241/4241 ....R value - 6.85

**C.H.I. OVERHEAD DOORS**

1485 Sunrise Drive  
Arthur, Illinois 61911  
www.chiohd.com

Specifications are subject to change without notice.

FLIER NUMBER\_M224041-1107R2